

Sonicgrace

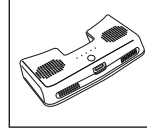
Cooling Fan with Face Cushion Pad

USER GUIDE

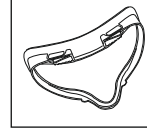
Model:SG-F2

☎ 909-465-0887 ✉ cs@sonicgracehome.com 🌐 sonicgracedesign.com

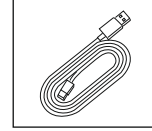
What's in the Box?



1. Cooling Fan

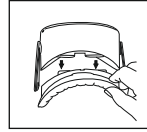


2. Facial Interface

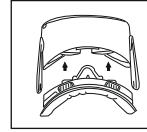


3. Charge Cable

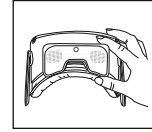
Installation Steps



1. Remove the original facial interface.

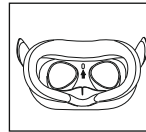


2. Install the Facial Interface, make sure the 4 buckles in the upper and bottom are snap in.

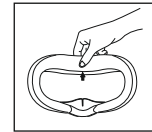


3. Insert the Fan into the ventilation interface, it's completed!

⚠ Important Warnings



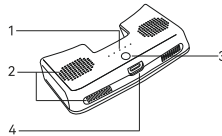
1. The arrow points to the sensor on the Quest 2. If it gets blocked, it may cause issues like a black screen, freezing, or failure to turn on.



2. When installing the sponge pad, ensure the sponge pad is positioned higher to prevent it from being pressed by your face and blocking the sensor during use.

Fan Introduction

- 1.LED Indicator
- 2.Air Intake Vent
- 3.Button
- 4.USB-C Charge Input



Button Function

Power On/Off: Long press the button.
Switch Fan Speed: Short press the button after power on.

LED Indicator

1. Fan Speed Indicator

The indicator light on corresponding to the fan speed upon startup.

2. Charging Indicator

Shutdown Charging: LED light flashes; when fully charged, the 5 LED lights are continuously lit.
Power-on Charging: LED on the corresponding gear position flashes.

3. Low Battery Warning

When all LED lights flash 4 times rapidly, it indicates the battery is in low power and requires immediate charging.

Fan Speed Memory

Automatically restore the previous gear upon startup.

Fan Specification

Battery Capacity: 1100mAh/4.07Wh
Operating Time: 2.5 ~ 8 hours
Charging Time: 3 ~ 4 hours
Interface: USB Type-C
Input: DC 5V/500mAh

Health & Safety Warnings

1. If your eyes are sensitive to blowing air, it is recommended switch to lower gear or stop using the fan.
2. When the sponge pad becomes dirty, it is recommended to replace or clean it to maintain hygiene.
3. DO NOT drop the product into water.
4. DO NOT store this product in dark and humid places.
5. If this product has not been used for a long time, getting mouldy on the surface, with peculiar smell, it is recommended to clean and dry it before use.
6. If using this product causes any symptoms such as facial itching or rash, please stop using. And if the symptoms worsen, please seek medical advice immediately.
7. DO NOT share this product with who has contagious facial diseases.
8. The product should be used in temperatures from 0°C to 45°C (32°F to 113°F)
9. The ideal storage temperature is 22°C to 28°C (72°F to 82°F).

Distributed by: Sonicgrace, Inc.

Address: 13909 Magnolia Ave, Chino, CA 91710



SINO-SEAR GmbH
Feuerbachstrasse 11, 14471 Potsdam, Germany
Tel: +49 331 9513 0908
E-Mail: info@sino-sear.com

Copyrighted code and contained herein Copyright 2023 Sonicgrace.
Specifications shown are subject to change without notice.
Reproduction in whole or in part without permission is prohibited.



Designed in USA Made in China